



Cable to Cable connection

Cable to Cable connection


T = Tap cable cross section mm² & M = Main cable cross section mm²



K905
Cross Section: T:0,65-2,00 M:0,65-2,00




K560
Cross Section: T:0,65-2,00 M:0,65-2,00



C567
Cross Section: T:0,65-2,00 M:3,00-4,50



K562
Cross Section: T:3,00-4,50 M:3,00-4,50



C558
Cross Section: T:0,50-1,00 M:0,50-1,00

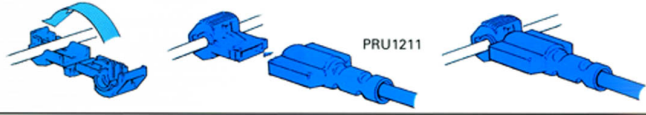


C901
Cross Section: T:1,00-2,00 M:1,00-2,00



Cable to Terminal connection


Cable to Terminal connection



K951
Main cable cross section: 0,65-1,0
Tap cable cross section: 0,5-1,0mm²



PRR111
Main cable cross section: Terminal for K951
Tap cable cross section: 0.5-1.5 mm²



K952
Main cable cross section: 1,0-2,0
Tap cable cross section: 1,5-2,5mm²



PRU1211
Main cable cross section: Terminal for K952
Tap cable cross section: 1.5-2.5 mm²



K953
Main cable cross section: 2,0-3,0
Tap cable cross section: 3,0-6,0mm²



PRY1350
Main cable cross section: Terminal for K953
Tap cable cross section: 2.5-6.0 mm²